



Box Properties

--Description--

Name:

Type: Vented Box

Shape: Prism, square

--Box Parameters--

Vb = 1.5 cu.ft

V(total) = 1.769 cu.ft

Fb = 40.85 Hz

F3 = 32.42 Hz

Fill = none

--Vents--

No. of Vents = 1

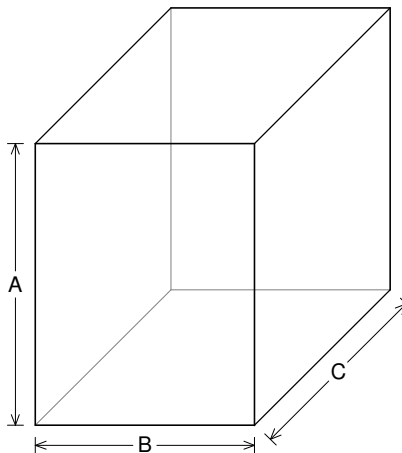
Vent shape = rectangle

Vent ends = one flush

Hv = 2 in

Wv = 6 in

Lv = 11 in



--External Dimensions--

A = 18 in

B = 14 in

C = 16.32 in

--Internal Dimensions--

A = 16.5 in

B = 12.5 in

C = 14.82 in

--Wall Thickness--

Front = 0.75 in

Side = 0.75 in

Driver Properties

--Description--

Name: SEX 12 D4

Type: Standard one-way driver

Company: RE Audio (2015)

--Configuration--

No. of Drivers = 1

Dual voice coils = parallel

--Driver Parameters--

Fs = 38.19 Hz

Qms = 6.107

Vas = 1.052 cu.ft

Xmax = 1.1 in

Sd = 76.09 sq.in

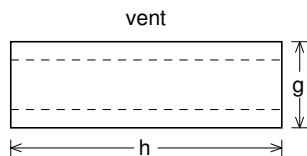

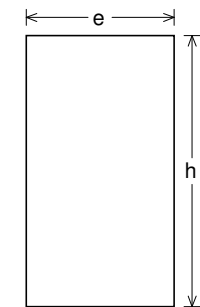
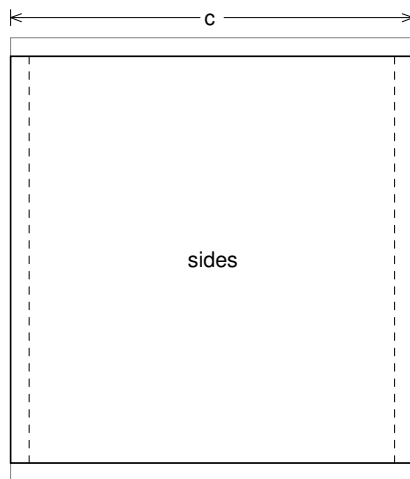
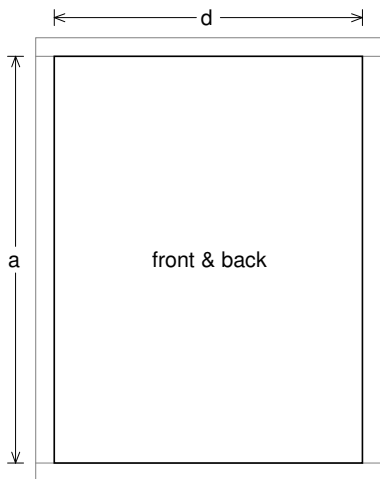
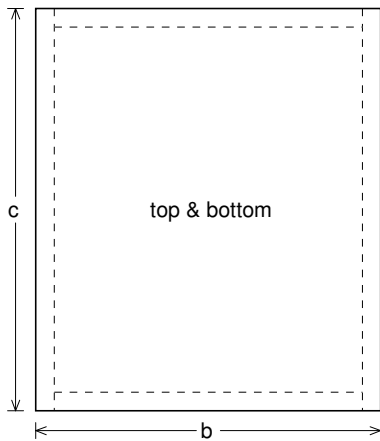
Qes = 0.781

Re = 2.021 ohms

Le = 1.746 mH

Z = 2.425 ohms

Pe = 750 watts



Box Parts

Box Shape: Square Prism

1 Top, 1 Bottom: depth (c) = 16.32 in
width (b) = 14, thickness = 0.75 in

1 Front, 1 Back: height (a) = 16.5 in
width (d) = 12.5, thickness = 0.75 in

2 Sides: height (a) = 16.5 in
depth (c) = 16.32, thickness = 0.75 in

--Driver Mounting--
Mounting: Front

--Vent Parts--

1 Top, 1 Bottom:
width (e) = 6, length (h) = 11 in
thickness = 0.75 in

2 Sides:
height (g) = 3.5, length (h) = 11 in
thickness = 0.75 in



Wiring Diagram

